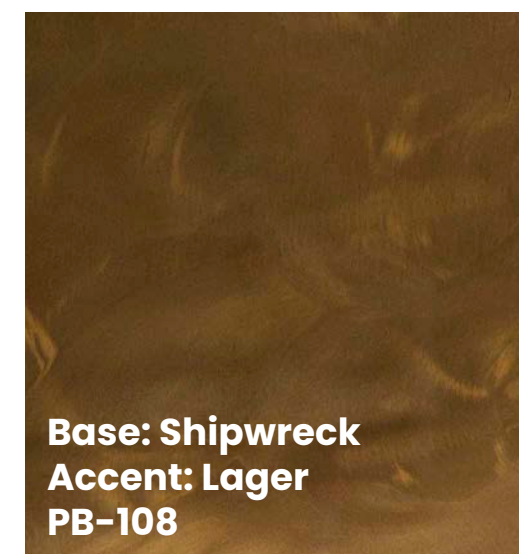





color guide

Create unique patterns and sleek finishes with our vibrant collection of pearlescent PIGMENT. When PIGMENT is mixed into resinous floor coatings, it provides a surface that is both functional and modern.

Choose a single color or multiple colors to produce unique marble-like effects and artistic flooring patterns. The large range of available colors offers limitless creative possibilities.




PIGMENT pairings



DISCLAIMER: The colors shown in this catalog may not be exact due to printing process limitations. For absolute color fidelity, colors should always be chosen from physical samples. All colors are shown on a black basecoat unless otherwise stated.



cool
bring cool and tranquil
colors into your space



DISCLAIMER: The colors shown in this catalog may not be exact due to printing process limitations.
For absolute color fidelity, colors should always be chosen from physical samples.
All colors are shown on a black basecoat unless otherwise stated.



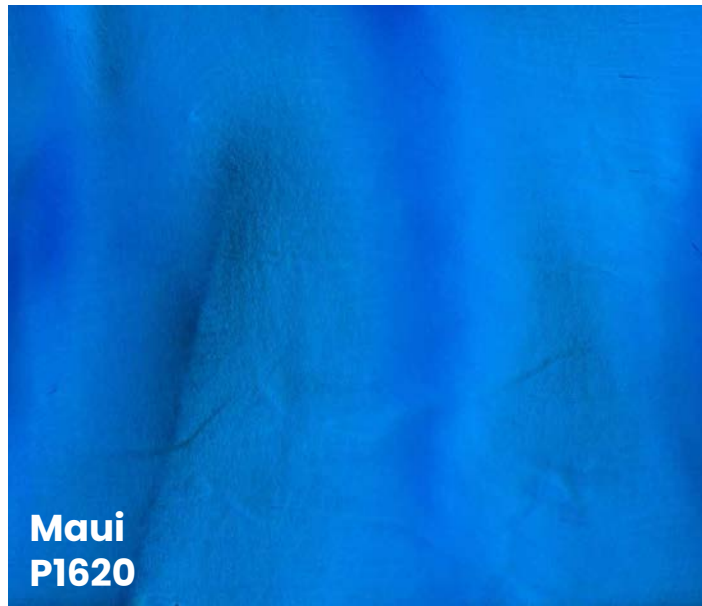
Overcast
P1110



Azure
P1640




Caribbean
P1610



Maui
P1620




Curacao
P1630



Ocean
P1650



Reef
P1710




Azure
P1640

DISCLAIMER: The colors shown in this catalog may not be exact due to printing process limitations. For absolute color fidelity, colors should always be chosen from physical samples. All colors are shown on a black basecoat unless otherwise stated.

warm

energize and warm up
your environment



Sunset
P1440



Sandbar
P1115



Palapa
P1120



Tiki
P1155




Lager
P1130




Driftwood
P1135



Hammock
P1140



Rum
P1145



Shipwreck
P1150




Sandal
P1170

DISCLAIMER: The colors shown in this catalog may not be exact due to printing process limitations.
For absolute color fidelity, colors should always be chosen from physical samples.
All colors are shown on a black basecoat unless otherwise stated.



Cabana
P1160




Cannon
P1165



Guava
P1105



Bikini
P1220



Starfish
P1230




Americana
P1240




Sangria
P1250



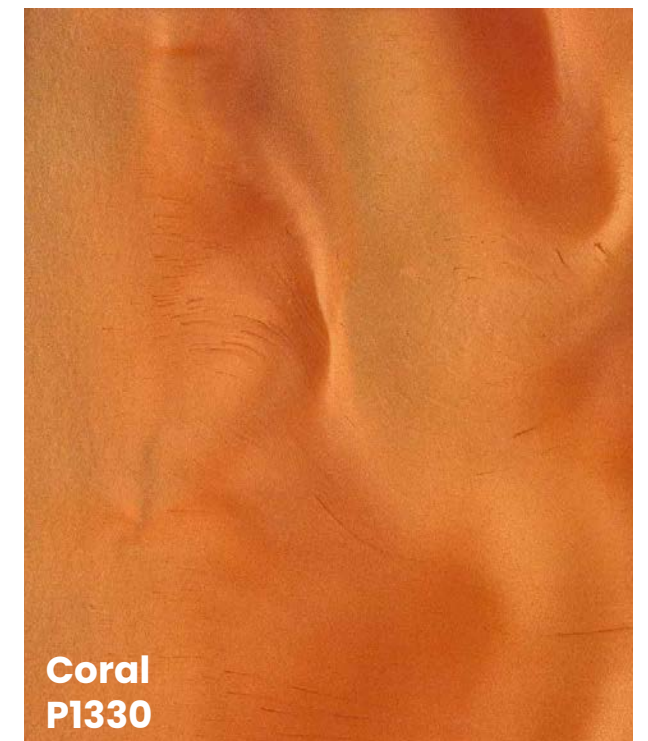
Mandarin
P1310



Mango
P1320




Base: Starfish
Accent: Coral
PB-109




Coral
P1330

DISCLAIMER: The colors shown in this catalog may not be exact due to printing process limitations.
For absolute color fidelity, colors should always be chosen from physical samples.
All colors are shown on a black basecoat unless otherwise stated.



Ginger
P1340



Banana
P1410



Papaya
P1420



Daydream
P1430



Bamboo
P1125



Pier
P1550

sparkle additive

This color-less pearlescent additive enhances the metallic look of pigment floors.

Add a small amount for a slight sparkle or a larger amount for a high-impact glitter effect.




Seaweed
P1530




Seaweed with
Sparkle Additive



color-shift*



Tamarin*
P7010



Betta*
P7020



Macaw*
P7030



Toucan*
P7040



Tetra*
P7050

DISCLAIMER: The colors shown in this catalog may not be exact due to printing process limitations. For absolute color fidelity, colors should always be chosen from physical samples. All colors are shown on a black basecoat unless otherwise stated.

product information

sleek & vibrant

PIGMENT is designed to be mixed into high-performance coatings to create unique and vibrant color patterns. The smooth finish of PIGMENT floors provides both seamless protection and a decorative statement.

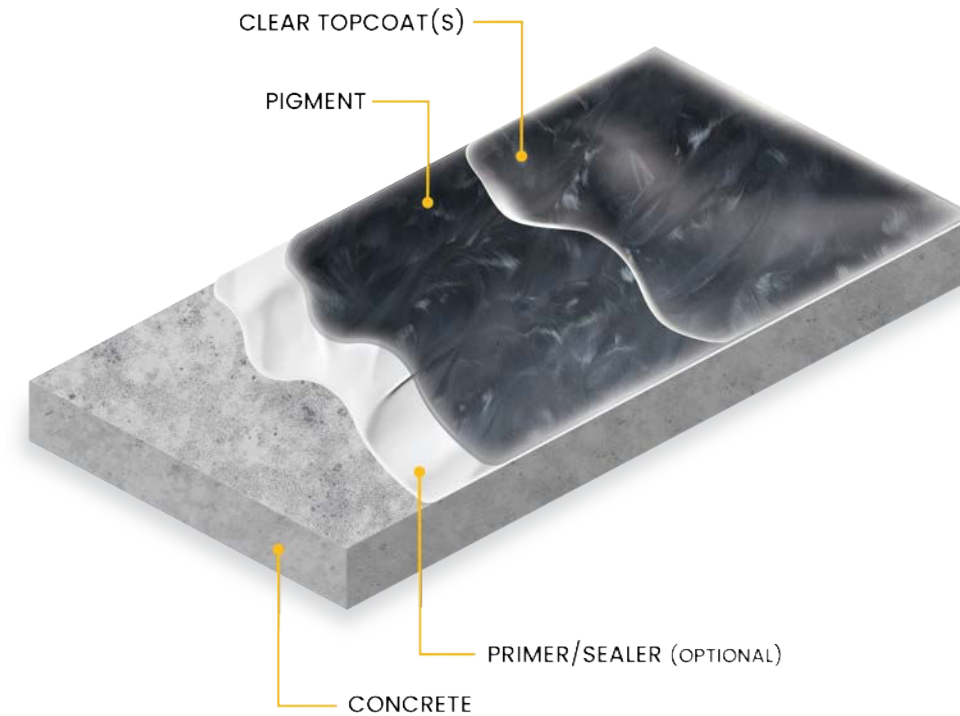
hygienic and seamless protection

Resinous and high-performance flooring systems create seamless surfaces that are extremely durable and easy to maintain. The non-porous surface makes spills easy to clean and provides superior protection against the growth of mold and bacteria compared to tile and grout options.

design options

The design possibilities of PIGMENT floors are endless. Use multiple PIGMENT colors to create unique effects and color patterns, or, use one color for a more subtle appearance.

Choosing the right basecoat can also affect the look of PIGMENT floors. Choose a lighter basecoat for brighter, more vibrant colors—or a darker basecoat for deeper, more intense colors.



PIGMENT floor system illustration

For best results, a clear topcoat is recommended to fully seal the PIGMENT and provide a durable wearing surface.

benefits of PIGMENT flooring systems

DURABLE

Resinous flooring systems provide superior chemical and abrasion resistance over pre-engineered floors.

DECORATIVE

PIGMENT enhances high-performance flooring and has limitless opportunities for creative color combinations and artistic patterns.

ECONOMICAL

PIGMENT resinous flooring systems provide a cost effective alternative to pre-engineered floors.

SEAMLESS

Resinous flooring creates a seamless, flowing surface that won't collect dirt, moisture, or germs.

HYGIENIC

Resinous flooring systems are wax free and easy to upkeep and clean with just soap and water.


FLEXIBLE

Resinous flooring systems provide a flexible surface that deadens the noise of foot traffic and carts.

RENEWABLE

After years of use, efficiently revitalize your resinous floor by sanding the surface and applying a new topcoat.

DISCLAIMER: The colors shown in this catalog may not be exact due to printing process limitations. For absolute color fidelity, colors should always be chosen from physical samples. All colors are shown on a black basecoat unless otherwise stated.



custom pairing

ENHANCE YOUR ENVIRONMENT™

v223003